

# Downtown Recovery Dashboard

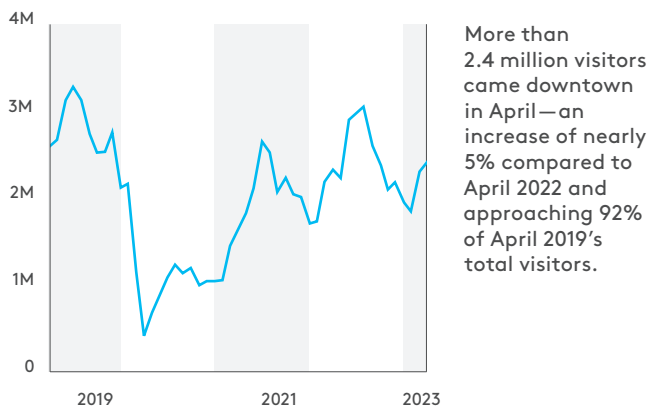
MAY 2023 / APRIL DATA

Please credit the Downtown Seattle Association Recovery Dashboard for use of charts, data and images on this page.

Downtown Seattle was the first American urban center to experience the impacts of COVID-19, enduring a sudden economic downturn. As downtown continues to recover, DSA will publish a monthly Recovery Dashboard examining key recovery metrics. The data sets provide a comparison point to the same time period in 2019. Additionally, the dashboard will feature notable stories that provide context regarding downtown's recovery, renewal and reemergence.

## Visitors

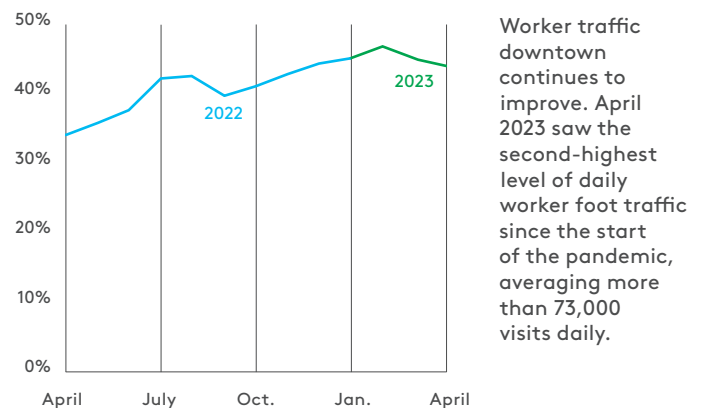
Total monthly visitors since 2019



Source: Placer.ai

## Return to Office

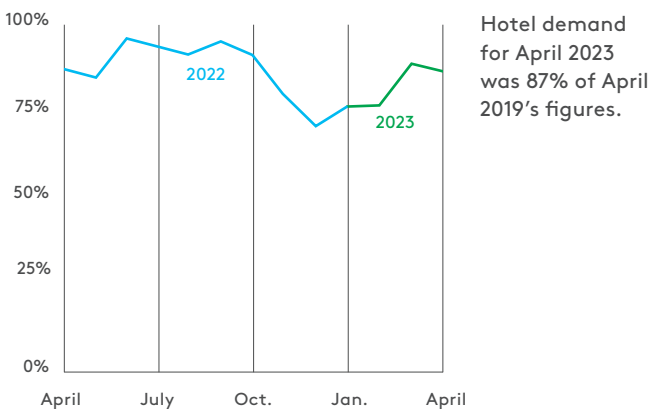
Monthly worker foot traffic compared to 2019



Source: Placer.ai

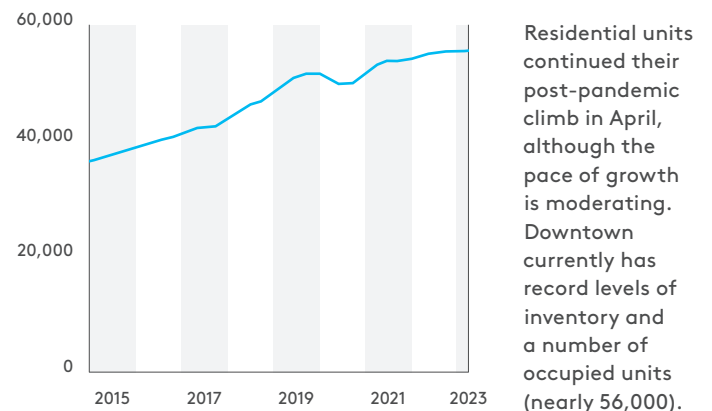
## Hotel Room Demand

Monthly hotel rooms sold compared to 2019



Sources: Visit Seattle, STR

## Occupied Apartment Units



Source: CoStar

# Of Note in Downtown



**28%**

**decrease in incidents of crime**

The first three months of 2023 saw 28% fewer violent crimes downtown compared to the same period in 2022. During this period, aggravated assaults decreased by 25% and the number of robberies fell 40%.



**15,236**

**average daily worker foot traffic**

The Denny Triangle neighborhood reached a midweek (Tuesday through Thursday) daily average of 15,236 visits the week of April 30. That's the highest number in that area since the start of the pandemic.



**12.5%**

**ridership increase**

King County Metro's April 2023 ridership is up 12.5% over April 2022. Average weekday boardings last month were 246,327—27,000 more than last April. This represents a nearly 38% increase over January 2022.

## Coming Up in Downtown



Forest For The Trees returns to RailSpur in Pioneer Square on Thursday, June 1. A series of public art installations and events, Forest For The Trees debuted last summer and featured work from more than 100 artists spanning multiple floors in this new development by DSA member Urban Villages.



It's a roundup of roving restaurants on wheels. The Westlake Park Food Truck Fest returns on Wednesday, May 24 after a successful April event that drew hundreds of people. Enjoy free live music, games and five food trucks during your lunch break.



The post-Sue Bird Seattle Storm era tips off at Climate Pledge Arena on May 20 with the season opener against the Las Vegas Aces. Storm supporters are expected to pack the Uptown neighborhood. The franchise averaged a league-best 10,631 fans per game last season.

### NOTES ON SOURCES

Downtown foot traffic data are provided by Placer.ai and are based on cell phone location data. Each person is counted once per day. International visitors are not included. Subsets of this data in the charts are as follows:

- Office worker presence is estimated based on visits by workers who were present between 8 a.m. and 6 p.m. on weekdays in the downtown neighborhoods with the heaviest concentration of office space.\*
- Total visitors includes those who do not live or work downtown. It does not include international visitors.

- Hotel data are based on monthly reports from STR, provided by Visit Seattle.
- Apartment occupancy data are from CoStar. This is reported quarterly but the current quarter data are updated in real-time as new information is added to the database.

\*Note that workers who have not visited their work site in the past 90 days are classified as "visitors" until they are regularly visiting their work site at least three times in a one-week period.