



**Seattle Public Safety**  
**Likely November 2023 Voters**  
**January 2023**

- ▶ Survey of likely November 2023 voters in Seattle, WA
- ▶ Mixed-mode telephone and email/text-to-web methodology
  - Phone interviews conducted by trained, professional interviewers; landlines and mobile phones included
  - Email and text invitations were sent with a link to an online survey
- ▶ Conducted January 17 – 22, 2023
- ▶ 500 interviews; overall margin of error  $\pm 4.4$  percentage points

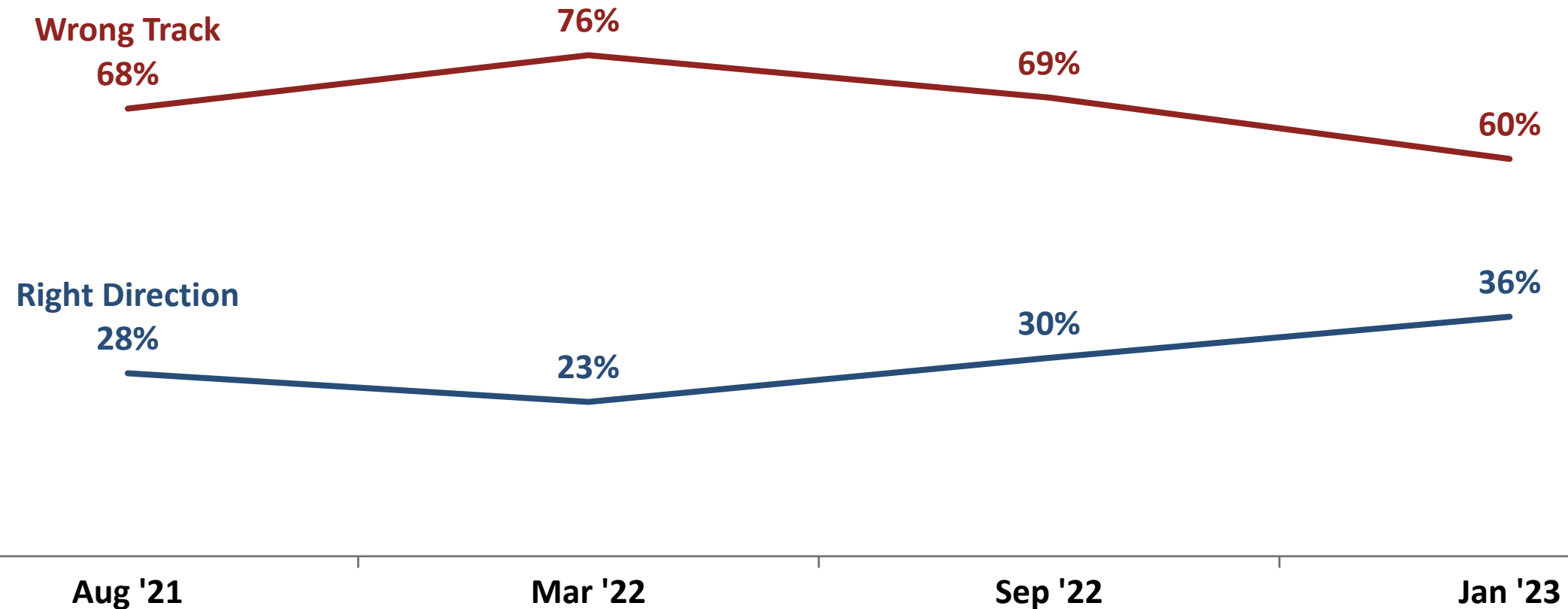
Please note that due to rounding, some percentages may not add up to exactly 100%.



**Political  
Environment**

# Direction of Seattle

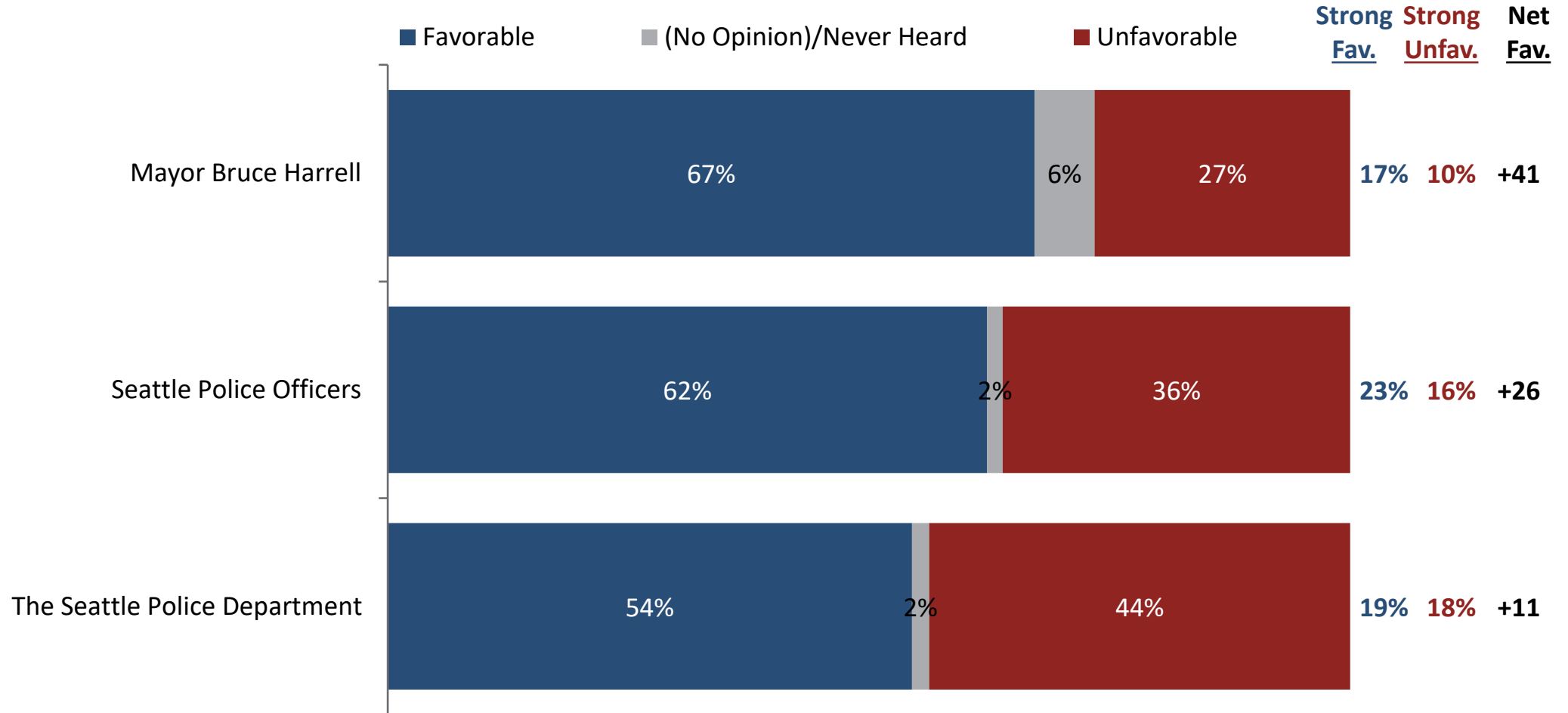
Six-in-ten voters are pessimistic about the direction of the city, but pessimism has declined since March of 2022.



Q. Do you feel things in Seattle are generally going in the right direction, or do you feel things have gotten pretty seriously off on the wrong track?

# Favorable Ratings

*Mayor Harrell continues to be popular even in this negative overall environment. Seattle police officers are viewed more favorably than SPD, but both are majority positive.*



Q. I'm going to read you a list of several people and organizations. Please tell me if you have a strongly favorable, somewhat favorable, somewhat unfavorable, or strongly unfavorable opinion of each one. If you have never heard of one, please just say so.



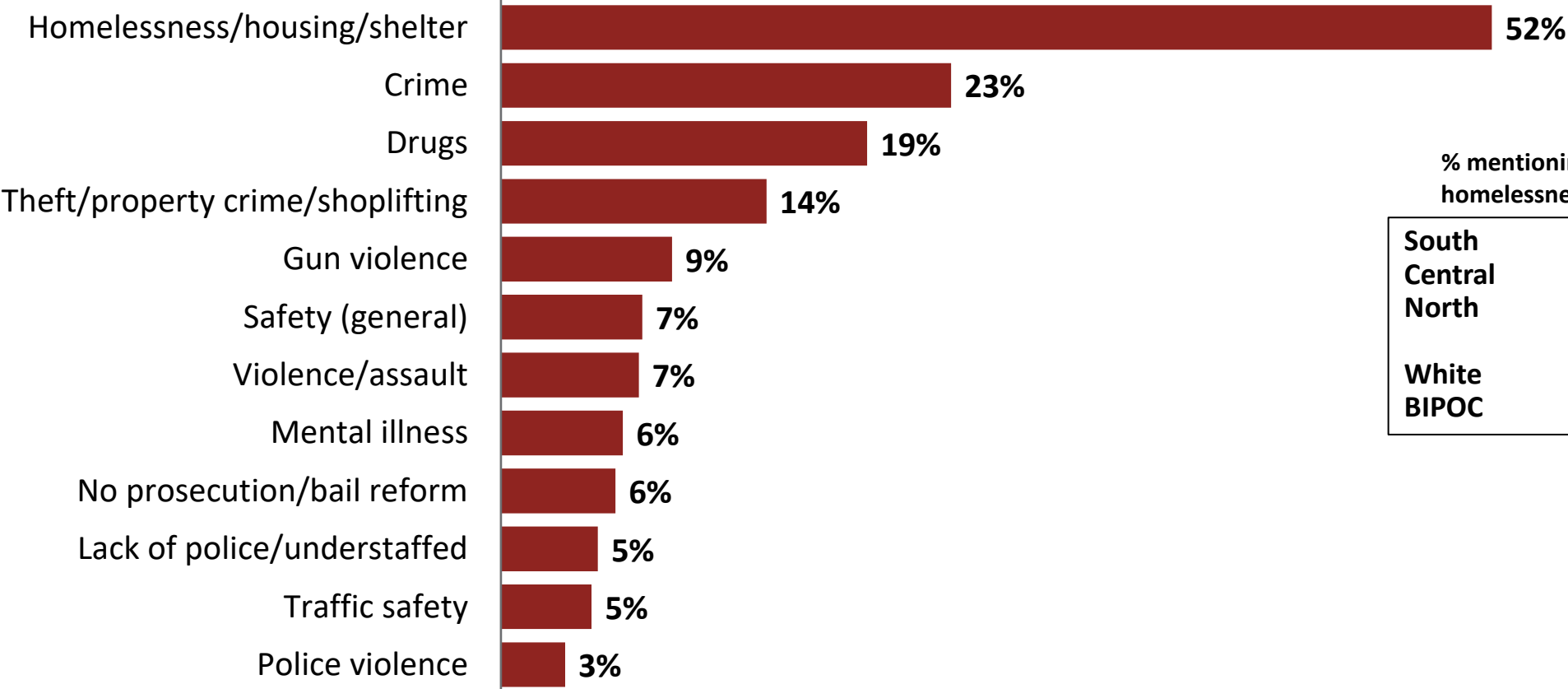
**Public Safety**

# Top Public Safety Concerns (Open Ended)



*In an open-end question, half of voters cite the impacts of homelessness as their top public safety concern. Homelessness is the top public safety concern in every major subgroup.*

## Top Public Safety Concerns



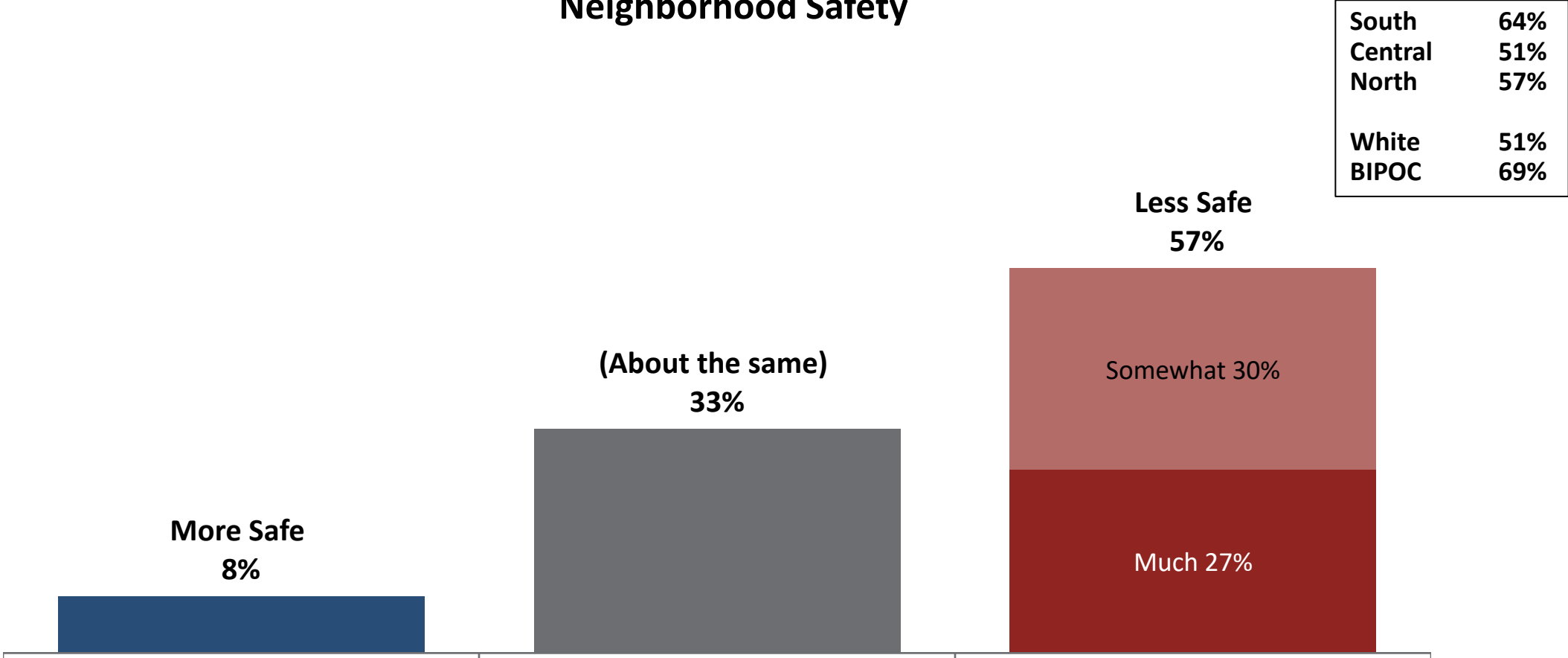
% mentioning homelessness	
South	49%
Central	56%
North	41%
White	50%
BIPOC	46%

Q. What are the public safety issues facing Seattle that you are most concerned about?  
(Open-ended, multiple responses accepted; responses coded into categories)

# Safety in Neighborhood

A majority of voters say they feel less safe in their neighborhoods compared to two years ago.

## Neighborhood Safety



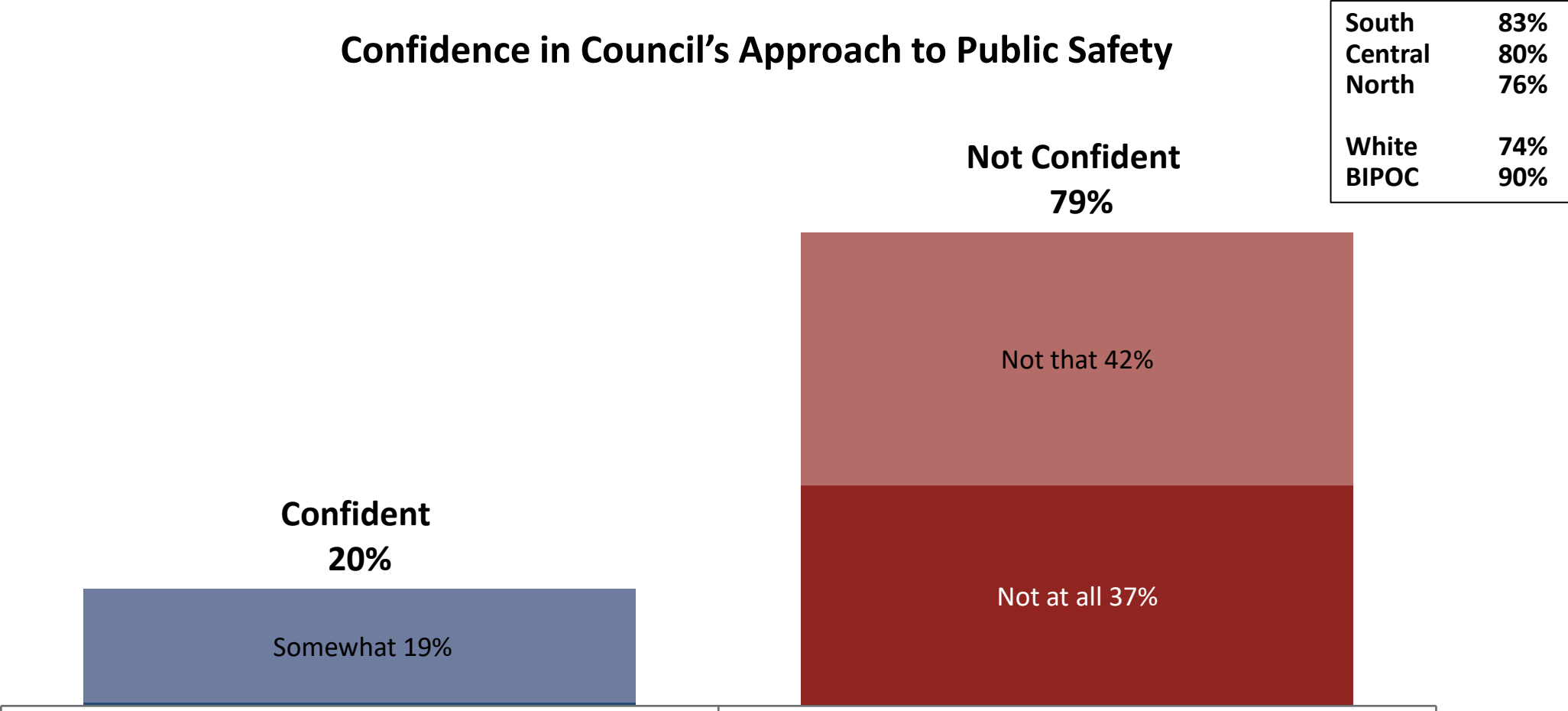
Q. Thinking about safety in your neighborhood, including property crime and violent crime, would you say you feel more safe or less safe than you did two years ago?



# Council Approach to Public Safety

*Very few voters have confidence that the Council is pursuing the right approach to improving public safety.*

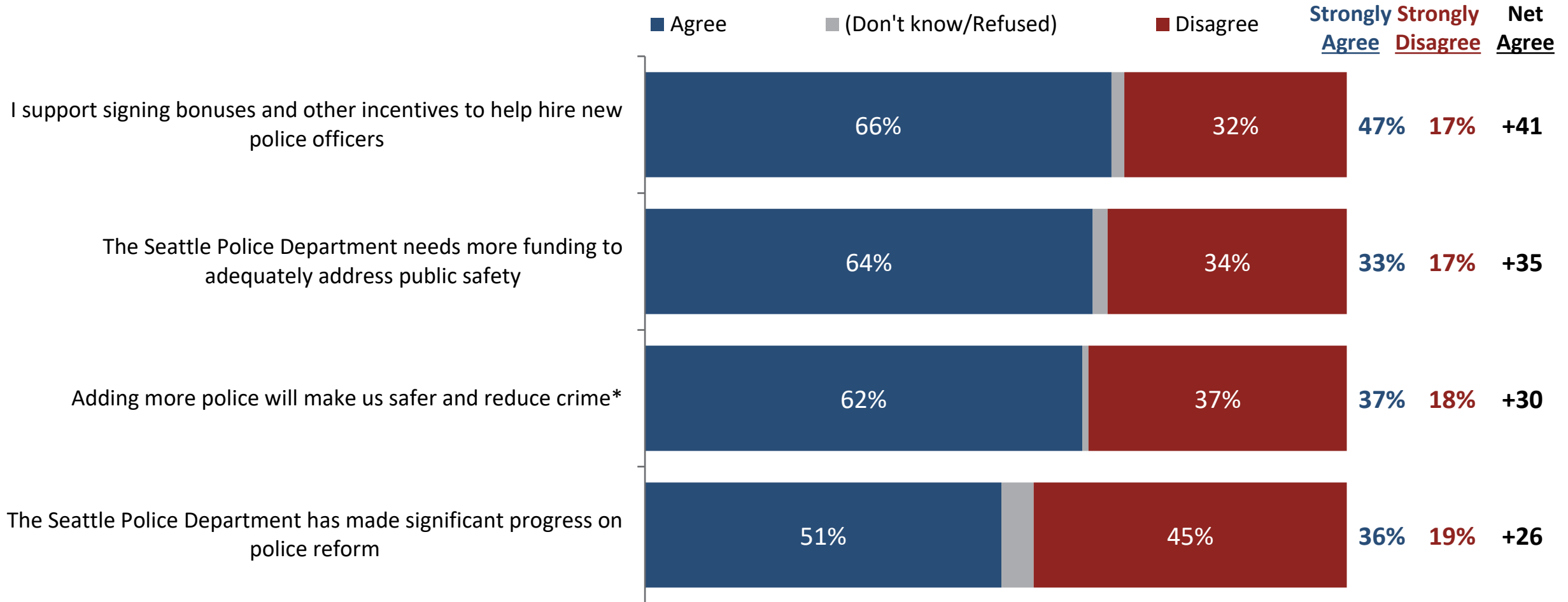
## Confidence in Council's Approach to Public Safety



South	83%
Central	80%
North	76%
White	74%
BIPOC	90%

# Public Safety Attitudes

*Strong majorities agree Seattle needs more police officers, support hiring incentives, support additional SPD funding and agree that adding more officers will make us safer. Voters are divided in their assessment of SPD's progress on reform.*



Q. Please tell me whether you strongly agree, somewhat agree, somewhat disagree, or strongly disagree with each of the following statements.

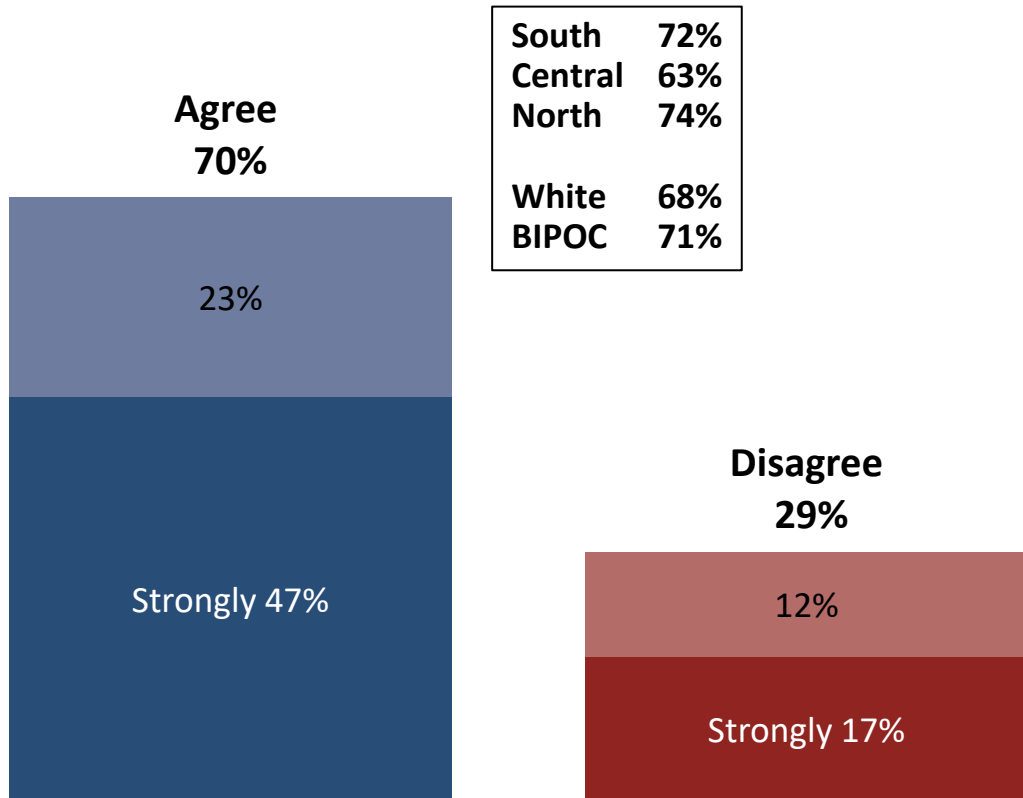


# Public Safety Proposals

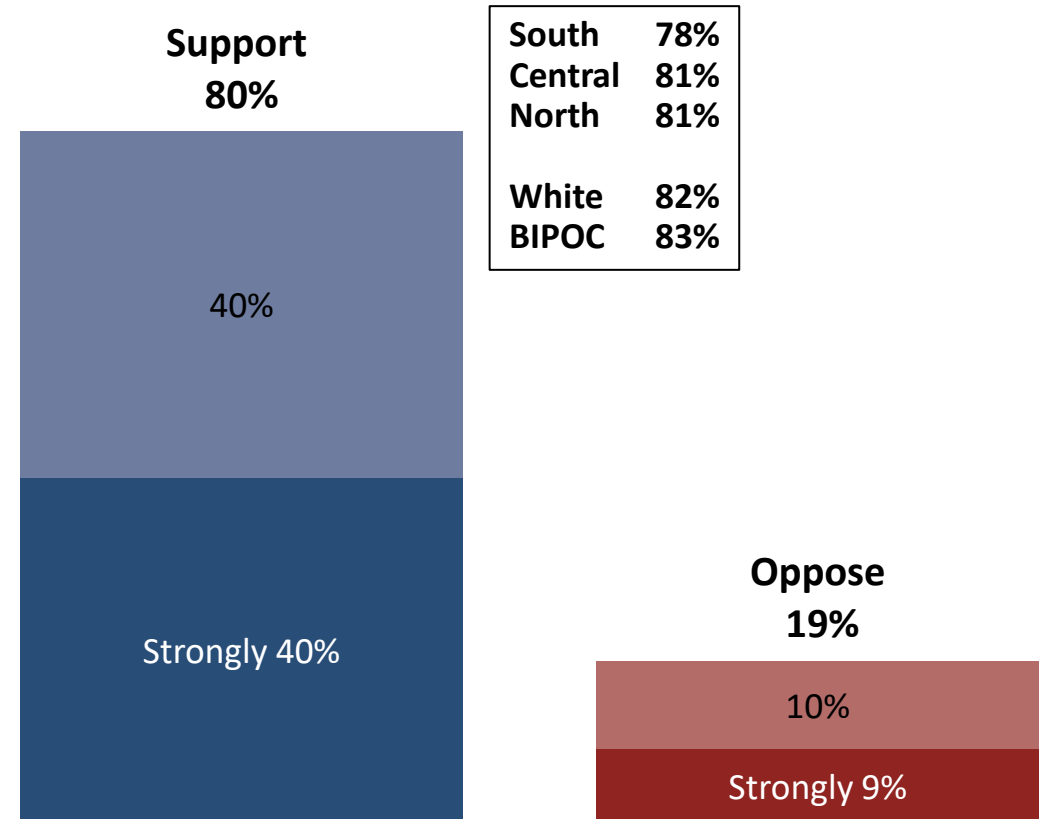
# Support for More Officers & New Force

Most voters believe Seattle needs more police officers AND most support a new unarmed public safety force.

*“Seattle needs more police officers”*



*“The Mayor and some on the City Council want to create a new public safety force with unarmed officers to respond to lower priority non-violent calls.*





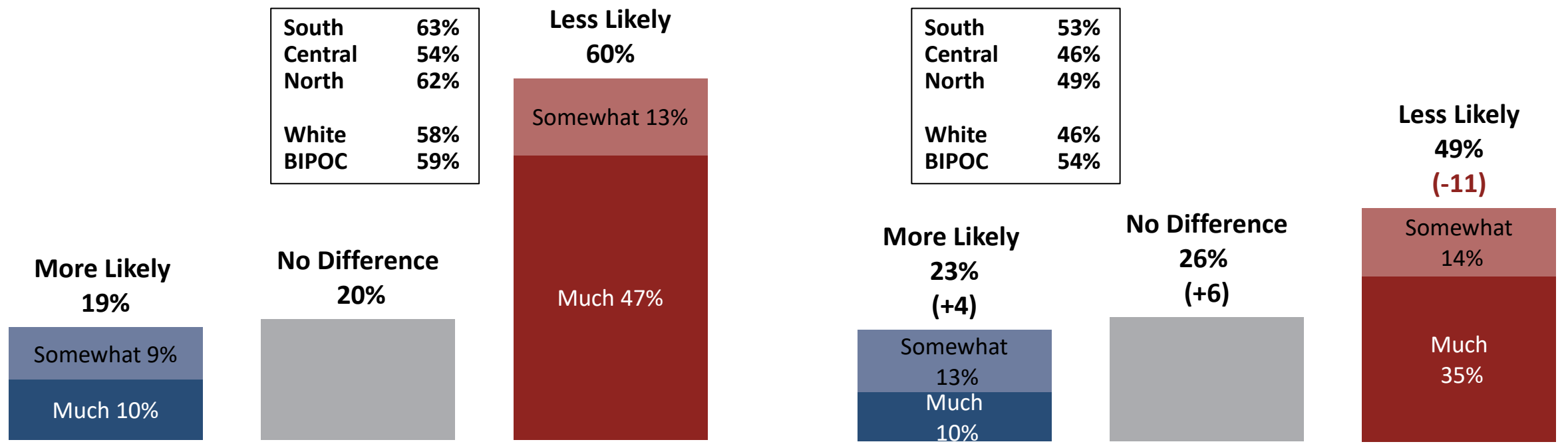
**Electoral Impact**

# Impact of Vote on Unfilled SPD Positions

*Three-fifths of voters say they would be less likely to vote for a candidate who supported eliminating unfilled SPD positions – and half say they are much less likely. While a rebuttal does reduce the negative impact of this vote, half of likely voters still say they would be less likely to vote for a candidate who supported eliminating these positions.*

*“The City Council recently voted to permanently eliminate 80 unfilled police positions. Critics say this is another example of the council listening to the Defund movement instead of listening to voters. Seattle’s last police chief resigned because of the punitive budget cuts and lack of support from the council and now at a time when our city desperately needs to retain, recruit, and hire more officers, this permanent cut shows this council isn’t serious about public safety.”*

*“Proponents say eliminating these positions will have absolutely no impact on public safety because the positions were not going to be filled anyway. They say this is not about hiring or Defund, it’s about proper budgeting and fiscal responsibility.”*



Q36. Knowing this, would you be more or less likely to vote for a council member who supported eliminating these 80 positions, or would it make no difference one way or the other?”



**Andrew Thibault**  
**Andrew@emcresearch.com**  
**206.652.2454**

**Kevin White**  
**kwhite@emcresearch.com**  
**206.204.8033**

**Quinn Hansen**  
**quinn@emcresearch.com**  
**646.741.5624**